


Guidance on completing the online entry form for the 2026 Banbury Run

Before starting to complete the Entry Form, please carefully read the Regulations – you can get a copy of these [HERE](#). The Regulations explain how the event works, and answer most common questions.

The first step is for you to login to, or create an account with, Alpha Timing. If you have taken part in a BHR race meeting in the last two years you will already have an Alpha Timing account so just login as normal. If not, please select **Create new account**. Your Alpha Timing account retains factual information about you and your bikes, so next time you won't have to enter any of that again. Please do be reassured that Alpha Timing accounts are fully secure, can only be seen by the small number of Banbury Run event organisers, and are never shared. At the end of this document, we explain how to update your personal information or bike details if/when you need to do so.

Click **Create new account**, enter your email address, set a password, and Click **Create Account** to take you to the next page.



The logo for the Banbury Run event, featuring a blue circular emblem with a motorcycle in the center. The text "VINTAGE MOTOR" is at the top, "BANBURY RUN" is in the middle, and "CYCLE CLUB" is at the bottom.

Login **Create new account**

Email

* Email

Email

* Email confirmation

Confirm email address

Password

* Password


Password

* Password confirmation

Confirm Password

Create Account

If you are having problems registering please contact Vintage Motor Cycle Club via email: banbury@vmcc.net

Powered by 

On this page, your email address will be shown automatically from what you entered on the previous page. Please fill in all the boxes – this information is required by the ACU's Regulations.

Welcome

Personal Info

Title

* Firstname

* Lastname

Sex

Birthdate

Email [change_email](#)

Phone Number

Mobile Phone Number

Address

Line1

Line2

Line3

Line4

Town

County

Post code

Country

Submit

If you are having problems registering please contact Vintage Motor Cycle Club via email banbury@vmcc.net

Powered by  alpha
TIMING

When you click **Submit** you will be taken to the next screen.

Profile

View profile as:

competitor

official / marshal

media

Enter / Register

Enter Events

Buy Stuff

Vintage Motor Cycle Club Shop

Manage

My Events 0

Vehicle Garage

Order History

Your Riders



bob.clark@vmcc.net x

You may add extra people to your account if you are responsible for entering them into events. Please do not add an additional person if that person already has an account on Alpha

Click **Enter Events**, and the next screen will open:

Profile Back

Enter Events

Filter events by:

Class

Event Type

Venue



07 JUN The Banbury Run
British Motor Museum

view event

If you are having problems registering please contact Vintage Motor Cycle Club via email: banbury@vmcc.net

Powered by alpha
TIMING

There is only one event to view, The Banbury Run, so click **view event** to move to the next screen. You may now be asked to check and update your personal information. If so, make any necessary additions or changes and click **Update** to move on.

The next screen sets out the Classes and the available Class Variations for The Banbury Run, copied from the Regulations. Read these and click [enter event](#).



07 JUN The Banbury Run
British Motor Museum

Classes – See Regulation 7 for full details.

Class A, Veteran Machines manufactured before 1st January 1915; average speed 15mph.

Class A1, Veteran Machines manufactured before 1st January 1915: average speed 18mph.

Class B, Early Vintage Machines manufactured between 1915 and 31st December 1924: average speed 20mph.

Class C, Late Vintage Machines manufactured between 1st January 1925 and 31st December 1930: average speed 24mph.

Class C1, Late Vintage Machines manufactured between 1st January 1925 and 31st December 1930: average speed 30mph.

One of three Class Variations can be requested:

- Riders may enter any Class higher than the machine's eligibility by date: the rider of a Class A machine can choose to ride in Classes A1, B, C or C1: a Class B machine may be ridden in Classes C or C1.
- Riders of machines of 250cc or less, and sidecar combinations or three-wheelers, may enter one Class lower than the machine's eligibility by date: Class C machines can be ridden in Class B, Class B machines in Classes A or A1.
- Riders older than 70 years may enter any Class.

The routes will be approximately 40 miles for Classes A and A1, 60 miles for Class B and 70 miles for Class C, all over roads of good or reasonable surface. The A route will avoid steep hills wherever possible and does not include Sun Rising Hill.

🛒 0 items in basket

[enter event](#)

A new box will now open at the bottom of the screen, asking you to choose your class. The Rider name you will see will be yours!

🛒 0 items in basket

Rider : bob.clark@vmcc.net x

Choose Class

If you are having problems registering please contact Vintage Motor Cycle Club via email banbury@vmcc.net

Powered by  alpha

You must make a choice from the dropdown menu, taking into account any Class Variations you are requesting. Once you have done so, some more boxes will appear:

Rider : Bob Clark
Choose Class
Class C
Event Entry Fee £45.00
Timed or Untimed
Timed
Timed Riders - Team Name
If you are riding Timed and are part of a Team, please state the Team Name above (Regulation 5.1).
Untimed Rider - Start Group Name
If you are riding Untimed and want to be part of a Start Group, please state the Start Group Name above (Regulation 5.3).
Class Variations
Details of Class Variations are set out above. If you are requesting a Class Variation please select it, or confirm that you are not.
Contact Number (Mobile Number Preferred)
07770420999
We prefer a mobile number where available
VMCC Membership Number (Required)
Is this your first Banbury Run?
<input type="radio"/> No
<input type="radio"/> Yes
Machine (Required)

You must pick Timed or Untimed from the dropdown menu. If you have selected Timed and will be part of a Team, enter the Team Name in the box. **If you are part of a Team from a One-Make Club or a VMCC Section, a Team representative should contact banbury@vmcc.net for some special instructions before any Team members make their entries. If you already have these instructions, please continue.**

If you are riding Untimed and wish to be part of a Start Group, enter the Start Group name in the box. If you are requesting any Class Variations (details of these were noted on the previous screen and are set out in Regulation 7) you must choose one from the drop-down menu, or say you are not requesting a Class Variation. You must enter a contact telephone number, preferably a mobile, and note your VMCC Membership number.

You must also say if this is your first Banbury Run, or not.

Now scroll down, where you will be asked for details of your machine for this event.

The screenshot shows a form titled "Machine (Required)". Below the title is a section labeled "Motorbike" with a blue button that says "+ add motorbike". Underneath is a text area labeled "Information about rider and machine" with a note: "Please provide up to 25 words of information about the rider and / or machine for the programme and the commentator". This is followed by two dropdown menus. The first is labeled "Passengers Over 18 (£8.00 per passenger)" and the second is labeled "Passengers Under 18 (free of charge)". Below these is another note: "Please ensure you complete the Passenger(s) information. Please buy passenger ticket(s) at checkout. If you do not have any passengers please select 0." and a final instruction: "Please ensure you complete the Passenger(s) information and read and tick the boxes in the FOR PARTICIPANTS UNDER THE AGE OF 18 section at the bottom of this entry form. If you do not have any passengers please select 0."

First, click **add motorbike**. The next screen looks like this:

The screenshot shows a modal window titled "Select Motorbike" with a close button (X) in the top right corner. Inside the modal, there is a light blue instruction bar that says "Please select at least 1 motorbikes, or add a new motorbike". Below this is a button labeled "+ Add new Motorbike". In the bottom right corner of the modal is a "Close" button. The background of the page is dimmed, showing the same "Machine (Required)" form as in the previous image.

If this is your first time with an Alpha Timing event, no machines will be listed. If your Alpha Timing account is not new, you will see a list of the machines you have previously used and you can select one of these. Otherwise, click **Add new Motorbike**. The next screen is like this:

New Motorbike ✕

Manufacturer

Nickname

 (optional)

*** Model of Machine**

*** Year of Manufacture**

*** Engine Capacity (cc)**

*** Registration Number**

Additional fields for Vintage Motor Cycle Club

Machine Type

Save Motorbike

Close

Enter the requested details and click **Save & Enter Motorbike**. If for your own purposes you wish to give the bike a nickname (common amongst racers who may have more than one example of the same model) you can do so. Note that machine eligibility for the event goes on the year of manufacture, not on the year of registration. Where the **Model of Machine** is requested, this should be the Model name or number used by the manufacturer for that year. The judges need this information, and a colloquial term such as “Sloper” or “350” is not sufficient.

In the box **Information about rider and machine** please write about 25 words about the rider and the bike – this is for the programme and the commentator.

Now select the number of pillion or passengers you will have, both over 18 and under 18. If “none”, you must select 0 in one or both boxes. Now scroll down, and you will see:

Please ensure you complete the Passenger(s) information and read and tick the boxes in the FOR PARTICIPANTS UNDER THE AGE OF 18 section at the bottom of this entry form. If you do not have any passengers please select 0.

Rider Next of Kin

Emergency Contact Name

Emergency Contact Phone Number

Emergency Contact Relationship

i.e. spouse / friend

The ACU require the organisers to have a note of the Next-of-Kin for all riders and passengers. Please enter these details, then scroll down.

The next set of boxes ask for details of your pillion or passengers. You are allowed up to three passengers, on the basis that a sidecar combination could have one on the pillion and two in the sidecar. For every passenger, we need to know if they are a VMCC member or closely related to you as rider.

Passenger 1

Passenger 1 First Name

Passenger 1 Surname Name

Passenger 1 Address

Including Postcode

Passenger 1 Date of Birth

Passenger 1 Gender

Passenger 1 Emergency Contact Name

Passenger 1 Emergency Contact Phone Number

Passenger 1 Emergency Contact Relationship

Is passenger a 1 VMCC member or closely related to the entrant?

☐ Yes

☐ No


Passenger 2

Now scroll down again, to the Entry Declarations. You must tick the boxes to say that you **accept the terms and conditions**, and either that you and your passengers are all over 18 or that you or any of your passengers are under 18. If you tick the box for “under 18s”, “a person with parental responsibility” for each such person must authorise you to tick the box **I give consent for my child to take part in this event**. Please note that these tick-boxes are not final – they merely confirm that you understand and accept what you will be signing when you Sign-On at the event. On the day, Under 18s Sign-On on a different sheet, along with “a person with parental responsibility” or a person

authorised in writing by “a person with parental responsibility” to sign on their behalf. You then click **Submit**.

The next screen is:

Event Products

 1 item in basket

Class C Products

Do you wish to purchase any of the following for bob.clark@vmcc.net x? [skip](#)

The Banbury Run British Motor Museum 7 06 2026

Passenger Entry

Passenger Entry

Passenger Entry over 18 year ONLY


Qty: 1

£8.00 Buy

 1 item in basket
£45.00

Total Order Cost:

What would you like to do now?

 Enter more events

 Enter another class

 checkout

back

If you are having problems registering please contact Vintage Motor Cycle Club via email banbury@vmcc.net

Powered by 

Where you have passengers over 18, please select the relevant number from the drop-down menu and click **£8.00 Buy**. Then click **checkout**. The next screen is:

Please check the following or [cancel order](#)

Rider: bob.clark@vmcc.net x

Event Entries

[change](#)

Item	Price	
The Banbury Run (Class C) at British Motor Museum on 7 Jun 26 The Banbury Run: Class C: bob.clark@vmcc.net x	£45.00	cancel

Total entry fees:

£45.00

Total due: £45.00

Please confirm that you accept the [terms and conditions](#) ☐

[Submit](#)

If you are having problems registering please contact Vintage Motor Cycle Club via email banbury@vmcc.net

Check that everything is as you expect, tick to accept the [Terms and Conditions](#), and then click [Submit](#). The next screen is:

Rider: bob.clark@vmcc.net x

Item	Price
The Banbury Run (Class C) at British Motor Museum on 7 Jun 26 The Banbury Run: Class C: bob.clark@vmcc.net x	£45.00

Total Due now £45.00

[Pay now with Card](#)

Payments for Vintage Motor Cycle Club are processed by Stripe. For more information please visit <https://www.stripe.com>

[download Invoice \(PDF\)](#)

If you are having problems registering please contact Vintage Motor Cycle Club via email banbury@vmcc.net

Powered by  **alpha**
TIMING

Click [Pay now with Card](#) and you will be taken away from Alpha Timing and the VMCC to the Card Payment Processor **Stripe**, who will take your payment in the normal way for any online card payment. You will receive email acknowledgments of your payment and that your entry has been submitted to the Secretary of the Meeting.

How To Edit Your Account

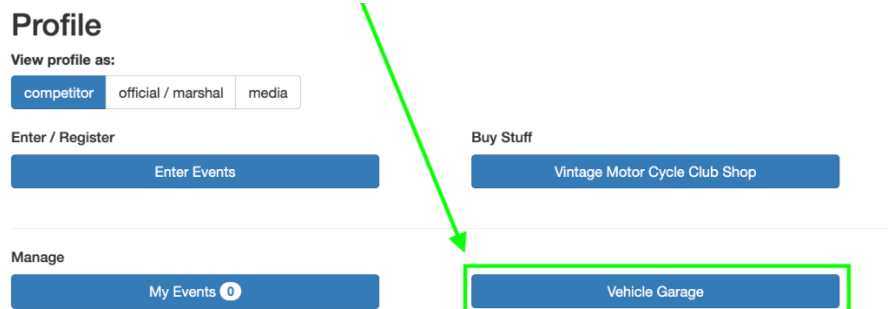
At some point you may need to change your personal details, for example to record a house move, or a change of phone number or email. To make changes, login to your account. You will be taken to your Profile page – click [Edit profile](#).



You will then see your personal information. Edit this as necessary, click [Submit](#) at the bottom of the form, and your details will then be updated. If you are making changes after entering but before the event, you should also email banbury@vmcc.net to say what is different, so that the organisers can update any information they have already downloaded.

You can also amend the details of a bike (typically to correct a mistake), and in future years you can also add a new bike you want to ride or delete a bike you have sold, but please do so **before you complete your entry**.

To do this, login to your Alpha Timing account and click the [Vehicle Garage](#) button.



The next page will show one or more boxes, one for each bike you have previously added to the account.

VMCC Garage

[+ Add Motorbike](#)

SUNBEAM

Manufacturer: Sunbeam
Model of Machine: 6
Year of Manufacture: 1925
Engine Capacity (cc): 492
Registration Number: VZ 7081

[view / edit](#)

Click [view/edit](#) on the bike where you need to change the details, or which you wish to delete. The next screen looks like this:

VMCC Garage

SUNBEAM

Manufacturer: Sunbeam
Model of Machine: 6
Year of Manufacture: 1925
Engine Capacity (cc): 492
Registration Number: VZ 7081

[Edit](#)

Click [Edit](#) to move on, and the next screen is this:

Edit Motorbike

Manufacturer
Sunbeam

Nickname
(optional)

* Model of Machine
6

* Year of Manufacture
1925

* Engine Capacity (cc)
492

* Registration Number
VZ 7081

[Save Motorbike](#)

[Delete](#) [Close](#)

HISTORY

Here, you can make changes and then click [Save Motorbike](#), or click [Delete](#) to remove it altogether.

To add a new bike, go back to [Vehicle Garage](#), where you will see a button to [Add Motorbike](#).

Changing Your Bike After You Have Entered

It is possible to change your bike after you have entered, but this requires permission and the involvement of an Admin.

First, please email the Secretary of the Meeting at banbury@vmcc.net, explaining why you need to change bike and providing details of both the machine you originally planned to ride and of the machine you wish to ride instead.

Second, wait for the reply and provide whatever information is requested. You will then be told to login to your Alpha Timing account and add the new bike.

An Admin will then change your entry so it is based on the new bike, and let you know this has been done.

If any of this information is unclear, or something doesn't work, please email banbury@vmcc.net with your name and phone number, and someone will be in touch to help.

We look forward to seeing you for the event on 7th June 2026.